




PARTS & ACCESSORIES CATALOGUE 2019

VIO



ASNU Corporation Europe Ltd
Tel: +44 (0) 208 420 4494
E-mail: orders@asnu.com Web: www.asnu.com

TABLE OF CONTENTS

General Index - Fuel Injectors & Testing Adapters.....	Pages 2-9
Specialized Guide - Top Feed Injectors	Pages 10-48
Specialized Guide - Side Feed Injectors	Pages 49-62
Gasoline Direct Injectors (GDI)	Pages 63-86
Piezo Injectors	Pages 87-88
Machine Adapter Boxes.....	Pages 90-94
ASNU Machine - Adapters, Spares & Accessories	Pages 95-104
Warranty Disclaimer.....	Page 105

FUEL INJECTOR INDEX

ADAPTERS & COMPONENTS

IMPORTANT

MANY INJECTORS LOOK ALIKE. THE ILLUSTRATIONS SHOWN IN THIS CATALOG ARE THE BEST POSSIBLE REPRESENTATIONS & SHOULD BE USED ONLY AS A GUIDE.

PRIOR TO SELECTING INJECTOR COMPONENTS, & BEFORE DISASSEMBLING, ALWAYS INSPECT THE INJECTOR TO BE SERVICED, THEN CAREFULLY MATCH & SELECT THE COMPONENTS WITH THE ILLUSTRATIONS.


FOR TECHNICAL ASSISTANCE PLEASE EMAIL: enquiries@asnu.com OR CALL +44 (0) 2084204494



BOSCH TYPE
EV1.3 BODY
PAGE 10



GM MULTI-PORT
MULTEC
PAGE 11




BOSCH K-JET
MECHANICAL
PAGE 12



HONDA
KEIHIN STYLE
PAGE 13



BOSCH D-JET
EV1.0 BODY
PAGE 14



BOSCH D-JET
EV1.0 BODY
PAGE 15



BOSCH CHIMNEY
STYLE PINTLE CAP
PAGE 16



BOSCH EV1.0
FORD/MAZDA
PAGE 17

FUEL INJECTOR INDEX


ADAPTERS & COMPONENTS



BOSCH EV1.0
MAZDA
PAGE 18



BOSCH EV1.0
TOYOTA/MAZDA
PAGE 19



BOSCH EV1.0
MITSUBISHI/MAZDA
PAGE 20



DENSO FORD /
MAZDA / KIA
PAGE 21



LUCAS
PAGE 22



SAGEM
PAGE 23



SIEMENS
PAGE 24



SIEMENS
PAGE 25



SIEMENS
PAGE 26



WEBER MPI
PAGE 27



DELPHI MPI
PAGE 28



DELPHI MPI
PAGE 29

FUEL INJECTOR INDEX

ADAPTERS & COMPONENTS



BOSCH EV6
PAGE 30



BOSCH EV6
PAGE 31



BOSCH EV6
PAGE 32



BOSCH EV14
PAGE 33



ASRAM TOYOTA
PAGE 34



DENSO LEXUS
PAGES 35



TOYOTA MULTIPORT
PAGE 36




HONDA KEIHIN
PAGE 37



HONDA KEIHIN
PAGE 38



HONDA
PAGE 39



DENSO
PAGE 40



WEBER MULTIPORT
PAGE 41

FUEL INJECTOR INDEX

ADAPTERS & COMPONENTS



SAGEM
PAGE 42



TOYOTA SUZUKI
MULTIPOINT
PAGE 43



SUZUKI MULTIPOINT
PAGE 44



MITSUBISHI
MULTIPOINT
PAGE 45



TOYOTA MULTIPOINT
PAGE 46



GM
PAGE 47



HONDA KEIHIN
PAGE 48



JECS TYPE TOYOTA
PAGE 49



JECS TYPE NISSAN
PAGE 50



NISSAN SUBARU SPI
PAGE 51



GM TBI MAXI
PAGE 52



GMI TBI 700 MULTEC
DELPHI/ROCHESTER
DAEWOO - PAGE 53

FUEL INJECTOR INDEX

ADAPTERS & COMPONENTS



MAGNETTI MARELLI
WEBER
PAGE 54



NISSAN NAVARRA /
PATHFINDER
PAGE 55



MAZDA/FORD/DENSO
PAGE 56



MAZDA/DENSO
PAGE 57



EV8 BOSCH
PAGE 58



CHRYSLER TBI BOSCH
PAGE 59



GM TBI 700 MULTEC
DELPHI/ROCHESTER
PAGE 60



MAZDA FORD
SIEMENS
PAGE 61



NISSAN MICRA
PAGE 62



MITSUBISHI HITACHI
GDI
PAGE 63




DENSO GDI
PAGE 64



CITROEN/PEUGEOT
GDI SIEMENS
PAGE 65

FUEL INJECTOR INDEX

ADAPTERS & COMPONENTS



FORD GDI
BOSCH
PAGE 66



VW GDI
BOSCH
PAGE 67



GDI BOSCH
PAGE 68



VW/AUDI - GDI
PAGE 69



BOSCH
PAGE 70



GDI
PAGE 71



VW - GDI BOSCH
PAGE 72



BMW GDI BOSCH
PAGE 73



PORSCHE GDI
PAGE 74



PORSCHE GDI
PAGE 75



DENSO GDI
PAGE 76



MARELLI GDI
PAGE 77

FUEL INJECTOR INDEX

ADAPTERS & COMPONENTS



DENSO GDI
PAGE 78



DELPHI GDI FOR
GM/HYUNDAI/KIA
PAGE 79



BMW GDI (B38)
PAGE 80



BOSCH GDI
HYUNDAI/KIA
PAGE 81



GM GDI
PAGE 82



GM GDI
PAGE 83



NISSAN GDI
PAGE 84



NISSAN GDI
PAGE 85



OPTIMAX - MERCURY
MARINE ENGINE
PAGE 86



E-TEC & FICHT
INJECTOR KIT
PAGE 87



SIEMENS PIEZO
INJECTOR
PAGE 88



BOSCH PIEZO
INJECTOR
PAGE 89

ADAPTERS & COMPONENTS

IMPORTANT - INJECTOR SERVICE INFORMATION

- QUALIFY THE INJECTORS TO BE SERVICED.
- CORROSION & RUST IN INJECTOR INLET CANNOT BE PROPERLY CLEANED.
- INJECTORS WITH BROKEN OR DAMAGED PINTLES CANNOT BE REPAIRED.
- BEFORE DISASSEMBLING THE INJECTOR, MAKE SURE YOU HAVE THE NECESSARY REPAIR COMPONENTS. SOME INJECTOR COMPONENTS CANNOT BE REPLACED OR NOT AVAILABLE FROM ASNU. REFER TO THE INJECTOR INDEX.
- ADAPTER APPLICATIONS: REFER TO PAGES IN THE INJECTOR INDEX.
- ACCESSORY INFORMATION: REFER TO PAGES 94-103.
- FOR BEST PERFORMANCE, CLEANED INJECTORS SHOULD BE INSTALLED IN VEHICLE IMMEDIATELY AFTER SERVICING WITH ASNU.
- SHELF LIFE: SERVICED INJECTORS THAT WILL NOT BE RE-INSTALLED TO A VEHICLE ENGINE MUST BE TREATED WITH LIQUID PARRAFIN OR LIGHT OIL TO PREVENT SEIZING OF INTERNAL COMPONENTS. REFER TO ASNU OPERATION MANUAL FOR CORRECT PROCEDURE.
- PROTECTIVE CAPS MUST BE INSTALLED TO PREVENT CONTAMINATION & PRESERVE INJECTOR SHELF LIFE.
- TECHNICAL ASSISTANCE: enquiries@asnu.com
- ORDERS: orders@asnu.com

TOP FEED INJECTORS

 <p>Use Test Adapter ASNU57 with filter in</p> <p>Connect Injectors with ASNU70 Harness</p> <p>BOSCH TYPE EV1.3 Body</p>	 <p>ASNU03 FILTER</p>	 <p>ASNU08 O-RING</p>	 <p>ASNU27 PINTLE CAP (BMW) YELLOW</p>	
	 <p>ASNU36 BMW CAP (3MM HOLE) YELLOW</p>	 <p>ASNU26 PINTLE CAP YELLOW</p>	 <p>ASNU35 TWIN HOLE PINTLE CAP YELLOW</p>	 <p>ASNU29 PINTLE CAP YELLOW</p>
	 <p>ASNU13 BOSCH VW 3MM HOLE GREEN</p>	 <p>ASNU09 YELLOW WASHER</p>	 <p>ASNU33 CLIP</p>	 <p>ASNU25 CAP (2 REQ)</p>
	 <p>ASNU23 O-RING (LOWER) FOR RENAULT CLIO</p>		 <p>ASNU70 UNIVERSAL HARNESS</p>	
	 <p>Adapter ASNU57 tests injectors with filter installed</p>			












NOTES:

TOP FEED INJECTORS

 <p>Use Test Adapter ASNU57 with filter in</p> <p>Connect Injectors with ASNU70 Harness</p> <p>GM MULTI-PORT MULTEC INJECTOR</p>	 <p>ASNU03 FILTER</p>	 <p>ASNU14 O-RING (2 REQ)</p>
	 <p>ASNU25 CAP (2 REQ)</p>	 <p>ASNU255 SPACER</p>
	 <p>Adapter ASNU57 tests injectors with filter installed</p>	 <p>ASNU70 UNIVERSAL HARNESS</p>

NOTES:

TOP FEED INJECTORS

 <p>Use Adapter ASNU50 or ASNU54 or ASNU55</p> <p>BOSCH MECHANICAL FUEL INJECTOR K-JETRONIC & COLD START VALVES</p>	 <p>ASNU12 O-RING</p>	 <p>ASNU12B O-RING</p>	 <p>ASNU225 O-RING AUDI APPLICATIONS</p>	
	 <p>ASNU25 CAP</p>	 <p>ASNU24 CAP</p>		
	 <p>ASNU227 MOUNT SEAL - VARIOUS</p>	 <p>ASNU95 K-JETRONIC CLEANING TRAY</p>		
	 <p>Adapter ASNU50 10MM Female Coupling For Male K-Jet & Cold Start</p>	 <p>Adapter ASNU54 8MM Male Coupling for Female K-Jet & Cold Start</p>	 <p>Adapter ASNU55 12MM Female Coupling for Male K-Jet</p>	

NOTES:

TOP FEED INJECTORS

 <p>Use Test Adapter ASNU59 with filter in</p> <p>Connect Injectors with ASNU70 Harness</p> <p>HONDA MULTI-PORT KEIHIN STYLE</p>	 <p>ASNU30B LOWER SEAL</p>	 <p>ASNU30 TOP O-RING</p>	 <p>ASNU30H LOWER O-RING</p>
	<p>PINTLE CAP CANNOT BE REPLACED.</p> <p>DO NOT REMOVE FOR INJECTOR CLEANING NOR TESTING</p>		 <p>ASNU30A GROMMET</p>
	 <p>ASNU03 FILTER</p>	 <p>ASNU25 CAP</p>	 <p>ASNU24 CAP</p>
	 <p>Adapter ASNU59 tests injectors with filter installed</p>	 <p>ASNU70 UNIVERSAL HARNESS</p>	

NOTES:

TOP FEED INJECTORS



Use Adapter ASNU58
with hose installed

Connect Injectors with
ASNU70 Harness

MERCEDES / JAGUAR /
VOLVO WITH
BOSCH D-JETRONIC
EV1.0 BODY



ASNU07
PINTLE CAP




ASNU03
FILTER



ASNU16
O-RING



ASNU24
CAP



ASNU11
SEAL



ASNU25
CAP



ASNU34
FERRULE








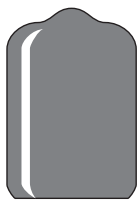




Adapter ASNU58
tests injectors w/hose
& filter installed



ASNU70
UNIVERSAL
HARNESS

NOTES:

TOP FEED INJECTORS

 <p>Use Adapter ASNU58 with hose installed</p> <p>Connect Injectors with ASNU70 Harness</p> <p>GM / JAGUAR / FIAT / ALFA WITH BOSCH D-JETRONIC European Applications</p>	 <p>ASNU07 PINTLE CAP</p>	 <p>ASNU16 O-RING</p>	
	 <p>ASNU03 FILTER</p>	 <p>ASNU24 CAP</p>	 <p>ASNU25 CAP</p>
	 <p>ASNU11 SEAL</p>	 <p>ASNU34 FERRULE</p>	
	 <p>Adapter ASNU58 tests injectors w/hose & filter installed</p>	 <p>ASNU70 UNIVERSAL HARNESS</p>	






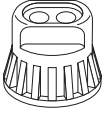










NOTES:

TOP FEED INJECTORS

 <p>BOSCH CHIMNEY STYLE PINTLE CAP</p>	 <p>ASNU09 WASHER</p>	 <p>ASNU08 O-RING</p>	 <p>ASNU28 PLASTIC PINTLE CAP</p>
	 <p>ASNU03 FILTER</p>	 <p>ASNU33 CLIP</p>	
	 <p>ASNU25 CAP</p>	 <p>ASNU24 CAP</p>	
	 <p>Adapter ASNU57 tests injectors with filter installed</p>	 <p>ASNU70 UNIVERSAL HARNESS</p>	

NOTES:

TOP FEED INJECTORS

 <p>Use Test Adapter ASNU59 with filter in</p> <p>Connect Injectors with ASNU70 Harness</p> <p>BOSCH EV1.0 BODY Ford / Mazda Applications</p>	 <p>ASNU07 PINTLE CAP</p>	 <p>ASNU275 PINTLE CAP</p>	 <p>ASNU278 PINTLE CAP</p>	 <p>ASNU279 PINTLE CAP</p>	 <p>ASNU38 PINTLE CAP</p>	
	 <p>ASNU280 PINTLE CAP</p>	 <p>ASNU03 FILTER</p>	 <p>ASNU24 CAP</p>	 <p>ASNU25 CAP</p>	 <p>ASNU15 BUSHING</p>	
	 <p>ASNU17 O-RING</p>	 <p>ASNU224 O-RING</p>	 <p>ASNU228 BLEEDER O-RING</p>		 <p>ASNU229 O-RING</p>	
	 <p>Adapter ASNU59 tests injectors with filter installed</p>		 <p>ASNU70 UNIVERSAL HARNESS</p>			

NOTES:

TOP FEED INJECTORS



Use Test Adapter
ASNU59 with filter in

Connect Injectors with
ASNU70 Harness

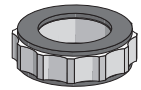
BOSCH EV1.0 BODY
Mazda Applications



ASNU17
O-RING



ASNU15
UPPER BUSHING



ASNU238
LOWER BUSHING
w/CERAMIC INSERT



ASNU07
PINTLE CAP




ASNU03
FILTER



ASNU24
CAP



ASNU25
CAP














Adapter ASNU59
tests injectors with
filter installed



ASNU70
UNIVERSAL
HARNESS

NOTES:

TOP FEED INJECTORS

 <p>Use Test Adapter ASNU59 with filter in</p> <p>Connect Injectors with ASNU70 Harness</p> <p>BOSCH EV1.0 BODY Toyota/Mazda Applications</p>	 <p>ASNU17 O-RING</p>	 <p>ASNU18 SEAL</p>	 <p>ASNU15 BUSHING</p>	
	 <p>ASNU03 FILTER</p>	 <p>ASNU38B PINTLE CAP</p>	 <p>ASNU07 PINTLE CAP</p>	
	 <p>ASNU24 CAP</p>	 <p>ASNU25 CAP</p>		
	 <p>Adapter ASNU59 tests injectors with filter installed</p>	 <p>ASNU70 UNIVERSAL HARNESS</p>		

NOTES:

TOP FEED INJECTORS



Use Test Adapter
ASNU59 with filter in

Connect Injectors with
ASNU70 Harness

BOSCH EV1.0 BODY
Chrysler Mitsubishi
Mazda Toyota



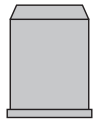
ASNU03
FILTER



ASNU07
PINTLE CAP



ASNU274
PINTLE CAP



ASNU38B
PINTLE CAP



ASNU17
O-RING



ASNU15
BUSHING




ASNU18
SEAL



ASNU25
CAP



ASNU24
CAP



Adapter ASNU59
tests injectors with
filter installed



ASNU70
UNIVERSAL
HARNESS

NOTES:

TOP FEED INJECTORS



Use Test Adapter
ASNU59 with filter in

Connect Injectors with
ASNU70 Harness

DENSO
Ford / Mazda / Kia



ASNU03
FILTER



ASNU07
PINTLE CAP



ASNU17
O-RING



ASNU15
BUSHING




ASNU18
SEAL



ASNU25
CAP



ASNU24
CAP



Adapter ASNU59
tests injectors with
filter installed



ASNU70
UNIVERSAL
HARNESS

NOTES:

TOP FEED INJECTORS

 <p>Use only ASNU02 Filter ↓</p> <p>MJY10023</p> <p>Use Test Adapter ASNU57 with filter in</p> <p>Connect Injectors with ASNU70 Harness</p> <p>LUCAS DISC INJECTOR</p>	 <p>ASNU08 O-RING (Upper & Lower)</p>	
	 <p>ASNU02 FILTER</p>	 <p>ASNU25 CAP</p>
	 <p>Adapter ASNU57 tests injectors with filter installed</p>	 <p>ASNU70 UNIVERSAL HARNESS</p>

NOTES:

TOP FEED INJECTORS

 <p>LUCAS BMW AIR ASSISTED</p>	 <p>ASNU14 TOP O-RING Retainer should not be removed</p>	 <p>ASNU21 BOTTOM O-RING</p>	 <p>ASNU03 FILTER</p>
	 <p>ASNU89 ADAPTER PLATE (USE TO HOLD BOTTOM OF INJECTORS IN TEST RAIL)</p>		
	 <p>Adapter ASNU57 tests injectors with filter installed</p>	 <p>ASNU70 UNIVERSAL HARNESS</p>	

NOTES:

TOP FEED INJECTORS



SIEMENS DEKA



ASNU14
TOP O-RING
Retainer should
not be removed



ASNU03
FILTER



ASNU89
ADAPTER PLATE
(USE TO HOLD BOTTOM OF INJECTORS IN TEST RAIL)



Adapter ASNU57
tests injectors with
filter installed



ASNU70
UNIVERSAL
HARNESS

NOTES:

DO NOT PULSE THESE SIEMENS DEKA INJECTORS DURING CLEANING

TOP FEED INJECTORS



Use Test Adapter
ASNU57 with filter in

Connect injectors with
ASNU70 Harness

SIEMENS
VOLVO



ASNU14
TOP O-RING



ASNU239
LOWER O-RING



ASNU03
FILTER



ADAPTER ASNU57
Test injectors with
filter installed



ASNU70
UNIVERSAL
HARNESS

NOTES:

TOP FEED INJECTORS



Use Test Adapter
ASNU44

SIEMENS DEKA



ASNU14
O-RING (2 Req.)



ASNU 02
FILTER



ASNU89
ADAPTER PLATE
(USE TO HOLD BOTTOM OF INJECTORS IN TEST RAIL)



ADAPTER ASNU44
EXTRA LONG ADAPTER
14.5MM



ASNU70
UNIVERSAL HARNESS

NOTES:

TOP FEED INJECTORS



Use Test Adapter
ASNU57 with filter in

Connect Injectors with
ASNU70 Harness

WEBER MPI



ASNU04
FILTER
w/wider crush ring



ASNU05
PINTLE CAP



ASNU09
SPACER



ASNU08
O-RING



ASNU24
CAP



ASNU25
CAP











Adapter ASNU57
tests injectors with
filter installed



ASNU70
UNIVERSAL
HARNESS









NOTES:

TOP FEED INJECTORS

 <p>Use Test Adapter ASNU57 Use custom harness ASNU116</p> <p>DELPHI MULTEC MULTIPOINT</p>	 <p>ASNU239 O-RING (LOWER)</p>	 <p>ASNU14 O-RING (UPPER)</p>	 <p>ASNU03 FILTER</p>
	 <p>ASNU89 ADAPTER PLATE (USE TO HOLD BOTTOM OF INJECTORS IN TEST RAIL)</p>		
	 <p>ASNU254 PINTLE CAP BLACK</p>		
	 <p>ADAPTER ASNU57 (Tests injectors with filter installed)</p>	 <p>CUSTOM HARNESS ASNU116 (Tests up to 8 injectors)</p>	








NOTES:

TOP FEED INJECTORS

 <p>Use Test Adapter ASNU44 Use custom harness ASNU116</p> <p>DELPHI MULTEC MULTIPORT</p>	 <p>ASNU239 O-RING (LOWER)</p>	 <p>ASNU14 O-RING (UPPER)</p>	 <p>ASNU03 FILTER</p>
	 <p>ASNU89 ADAPTER PLATE (USE TO HOLD BOTTOM OF INJECTORS IN TEST RAIL)</p>		
	 <p>ASNU254 PINTLE CAP BLACK</p>		
	 <p>Adapter ASNU44 Extra Long Adapter tests injectors with filter installed</p>	 <p>CUSTOM HARNESS ASNU116 (Tests up to 8 injectors)</p>	








NOTES:

TOP FEED INJECTORS

 <p>Use Test Adapter ASNU57 with filter in</p> <p>BOSCH EV6 MULTIPOINT</p>	 <p>ASNU14 O-RING (2 Req.)</p>	 <p>ASNU03 FILTER</p>	 <p>ASNU192 PINTLE CAP</p>
	 <p>ASNU89 ADAPTER PLATE (USE TO HOLD BOTTOM OF INJECTORS IN TEST RAIL)</p>		
	 <p>ADAPTER ASNU57 tests injectors with filter installed</p>	 <p>ASNU70 UNIVERSAL HARNESS</p>	








NOTES:

TOP FEED INJECTORS

 <p>Use Test Adapter ASNU57 with filter in</p> <p>BOSCH EV6 MULTIPOINT</p>	 <p>ASNU14 O-RING (2 Req.)</p>	 <p>ASNU191 PINTLE CAP Short Chimney Style (Orange)</p>	 <p>ASNU03 FILTER</p>
	 <p>ASNU89 ADAPTER PLATE (USE TO HOLD BOTTOM OF INJECTORS IN TEST RAIL)</p>		
	 <p>ADAPTER ASNU57 tests injectors with filter installed</p>	 <p>ASNU70 UNIVERSAL HARNESS</p>	






NOTES:

TOP FEED INJECTORS

 <p>Use Test Adapter ASNU57 with filter in</p> <p>BOSCH EV6 MULTIPORT</p>	 <p>ASNU14 O-RING (2 Req.)</p>	 <p>ASNU190 PINTLE CAP Flat Washer Style (Orange)</p>	 <p>ASNU03 FILTER</p>
	 <p>ASNU89 ADAPTER PLATE (USE TO HOLD BOTTOM OF INJECTORS IN TEST RAIL)</p>		
	 <p>ADAPTER ASNU57 Tests injectors with filter installed</p>	 <p>ASNU70 UNIVERSAL HARNESS</p>	



NOTES:

TOP FEED INJECTORS

 <p>BOSCH EV14</p>	 <p>ASNU14 TOP O-RING Retainer should not be removed</p>	<p>INTERNAL FILTER NOT REPLACEABLE</p>
	 <p>ASNU89 ADAPTER PLATE (USE TO HOLD BOTTOM OF INJECTORS IN TEST RAIL)</p>	 <p>ASNU247 LOWER O-RING</p>
	 <p>ASNU44 ADAPTER</p>	 <p>ASNU70 UNIVERSAL HARNESS</p>









NOTES:

TOP FEED INJECTORS

 <p>Use Test Adapter ASNU59 with filter in</p> <p>Connect Injectors with ASNU70 Harness</p> <p>ASRAM - TOYOTA - LEXUS PRADO / 4-RUNNER / GX LAND CRUISER (EUROPE)</p>	 <p>ASNU17 O-RING (2 REQ)</p>	 <p>ASNU03 FILTER</p>
	 <p>ASNU242 INSULATOR</p>	 <p>ASNU289B PINTLE CAP</p>
	 <p>ADAPTER ASNU59 Tests injectors with filter installed</p>	 <p>ASNU70 UNIVERSAL HARNESS</p>

NOTES:

TOP FEED INJECTORS

 <p>Use Test Adapter ASNU59 with filter in</p> <p>Connect Injectors with ASNU70 Harness</p> <p>DENSO - LEXUS ES / GS</p>	 <p>ASNU17 O-RING (2 REQ)</p>	 <p>ASNU03 FILTER</p>
	 <p>ASNU242 INSULATOR</p>	 <p>ASNU15 BUSHING</p>
	 <p>ASNU289 TWIN HOLE PINTLE CAP</p>	
	 <p>ADAPTER ASNU59 Tests injectors with filter installed</p>	 <p>ASNU70 UNIVERSAL HARNESS</p>

NOTES:

TOP FEED INJECTORS



Use Test Adapter
ASNU45 with filter in

Connect injectors with
ASNU70 Harness

TOYOTA COROLLA / YARIS /
NEW SENSATION / CELICA /
TERIOS

TOYOTA MULTIPORT



ASNU30G
TOP O-RING




ASNU08C
LOWER O-RING



ASNU02A
FILTER



ASNU89
ADAPTER PLATE
(USE TO HOLD BOTTOM OF INJECTORS IN TEST RAIL)










ADAPTER ASNU45
Tests injectors with
filter installed



ASNU70
UNIVERSAL
HARNESS

NOTES:

TOP FEED INJECTORS

 <p>← Pintle Cap under development</p> <p>Use Test Adapter ASNU44 with filter in</p> <p>HONDA KEIHIN MULTIPOINT</p>	 <p>ASNU14 O-RING (2 Req.)</p>	 <p>ASNU 02 FILTER</p>
	 <p>ASNU89 ADAPTER PLATE (USE TO HOLD BOTTOM OF INJECTORS IN TEST RAIL)</p>	
	 <p>ADAPTER ASNU44 Extra Long Adaptor tests injectors with filter installed</p>	 <p>ASNU70 UNIVERSAL HARNESS</p>
		 <p>ASNU70H Harness Adaptor (required with the ASNU70 for Suzuki motorbike injectors)</p>

NOTES:

TOP FEED INJECTORS



Use Test Adapter
ASNU57 with filter in

HONDA KEIHIN
CIVIC SI
CRV



ASNU14
O-RING (Qty 2)



ASNU30M
PINTLE CAP



ASNU102B
LOWER O-RING



ASNU03
FILTER



ASNU89
ADAPTER PLATE
(USE TO HOLD BOTTOM OF INJECTORS IN TEST RAIL)



ADAPTER ASNU57
Tests injectors with
filter installed



ASNU70
UNIVERSAL
HARNESS

NOTES:

TOP FEED INJECTORS

 <p>Use Test Adapter ASNU59 with filter in</p> <p>Connect Injectors with ASNU70 Harness</p> <p>HONDA MOTORBIKE / MARINE</p>	 <p>ASNU30 O-RING (UPPER)</p>	 <p>ASNU30H O-RING (LOWER)</p>
	 <p>ASNU30F FILTER</p>	
	 <p>ADAPTER ASNU59 Tests injectors with filter installed</p>	 <p>ASNU70 UNIVERSAL HARNESS</p>

NOTES:

TOP FEED INJECTORS

	 <p>ASNU17 O-RING</p>	 <p>ASNU03 FILTER</p>	 <p>ASNU18 SEAL</p>
	 <p>ASNU 290 DENSO INJECTOR BLACK PINTLE CAP - 5mm LONG SMALL HOLE</p>	 <p>ASNU 291 DENSO INJECTOR BLACK PINTLE CAP - 7mm LONG MEDIUM HOLE</p>	 <p>ASNU 292 DENSO INJECTOR BLACK PINTLE CAP - 5mm LONG LARGE HOLE</p>
<p>Use Test Adapter ASNU59 with filter in</p> <p>Connect injectors with ASNU70 Harness</p> <p>TOYOTA COROLLA / YARIS / NEW SENSATION / CELICA / TERIOS</p> <p>TOYOTA MULTIPORT</p>	 <p>ADAPTER ASNU59 Tests injectors with filter installed</p>		 <p>ASNU70 UNIVERSAL HARNESS</p>

NOTES:

TOP FEED INJECTORS



Use Test Adapter
ASNU44 with filter in

Connect Injectors with
ASNU70 Harness

FIAT / PALIO / SIENNA / UNO
RENAULT MEGANE
SEAT CORDOVA - VW GOLF

WEBER MULTIPOINT




ASNU14
O-RING (2 Req.)



ASNU04
FILTER
w/wider crush ring



ASNU89
ADAPTER PLATE
(USE TO HOLD BOTTOM OF INJECTORS IN TEST RAIL)



ADAPTER ASNU44
Tests injectors with
filter installed



ASNU70
UNIVERSAL
HARNESS

NOTES:

TOP FEED INJECTORS

NOT SERVICEABLE


SAGEM MINI
CITROEN / PEUGEOT / RENAULT



ASNU39
LOWER O-RING



REPLACE WITH ONE OF THE INJECTORS LISTED IN
THE NOTES BELOW (SHOWN BELOW)



NOTES:

01F003A	VAL 348004	→	BOSCH 0280156328
01F005A	VAL 348006	→	BOSCH 0280156329
01F002A	VAL 348001	→	BOSCH 0280156357

TOP FEED INJECTORS



Use Test Adapter
ASNU59 with filter in

Connect Injectors with
ASNU70 Harness

TOYOTA AUTANA / COROLLA /
CAMRY / CELICA
MITSUBISHI MONTERO
SUZUKI GRAN VITARA V6

TOYOTA SUZUKI MULTIPOINT



ASNU17
O-RING (2 REQ)




ASNU03
FILTER



ASNU18
GROMMET



ASNU15
BUSHING



ADAPTER ASNU59
Tests injectors with
filter installed



ASNU70
UNIVERSAL
HARNESS









NOTES:

TOP FEED INJECTORS

 <p>Use Test Adapter ASNU59 with filter in</p> <p>Connect Injectors with ASNU70 Harness</p> <p>SUZUKI GRAND VITARA</p> <p>SUZUKI MULTIPOINT</p>	 <p>ASNU17 O-RING</p>	 <p>ASNU03 FILTER</p>
	 <p>ASNU18 LOWER SEAL</p>	 <p>ASNU 659 UPPER SEAL</p>
	 <p>ADAPTER ASNU59 Tests injectors with filter installed</p>	 <p>ASNU70 UNIVERSAL HARNESS</p>

NOTES:

TOP FEED INJECTORS

 <p>Use Test Adapter ASNU59 with filter in</p> <p>Connect Injectors with ASNU70 Harness</p> <p>MITSUBISHI LANSER / SPACE / WAGON / MX / MF / GALANT</p> <p>MITSUBISHI MULTIPOINT</p>	 <p>ASNU245</p>	 <p>ASNU03 FILTER</p>	
	 <p>ASNU18 SEAL</p>	 <p>ASNU16 SEAL (either is required for various applications)</p>	 <p>ASNU15 BUSHING</p>
	 <p>ADAPTER ASNU59 Tests injectors with filter installed</p>	 <p>ASNU70 UNIVERSAL HARNESS</p>	

NOTES:

TOP FEED INJECTORS



Use Test Adapter
ASNU59 with filter in

Connect injectors with
ASNU70 Harness

TOYOTA COROLLA / YARIS /
NEW SENSATION / CELICA /
TERIOS

TOYOTA MULTIPORT



ASNU17
O-RING



ASNU18
SEAL



ASNU03
FILTER



ADAPTER ASNU59
Tests injectors with
filter installed



ASNU70
UNIVERSAL
HARNESS

NOTES:

TOP FEED INJECTORS



ASNU276
TOP O-RING



ASNU247
LOWER O-RING



ASNU03
FILTER

Use Test Adapter
ASNU59 with filter in

Connect injectors with
ASNU70 Harness

GM



ADAPTER ASNU59
Tests injectors with
filter installed



ASNU70
UNIVERSAL
HARNESS

NOTES:

TOP FEED INJECTORS



ASNU30
TOP O-RING



ASNU10Y
LOWER O-RING



ASNU 03
FILTER



ASNU70
UNIVERSAL
HARNESS

Use Test Adapter
ASNU59 with filter in

Connect injectors with
ASNU70 Harness &
ASNU70H Harness Adapters

HONDA KEIHIN



ADAPTER ASNU59
Tests injectors with
filter installed



ASNU70H
HARNESS ADAPTER
(REQUIRED WITH ASNU70
FOR SOME APPLICATIONS)

NOTES:

SIDE FEED INJECTORS



Re-use old filter


Use Test Adapter ASNU104 (block holds 6 injectors)

Connect Injectors with ASNU70 Harness

JECS TYPE
TOYOTA



ASNU104C
O-RING



ASNU104B
O-RING



ASNU104A
O-RING

REPLACEMENT
FILTER CURRENTLY
NOT AVAILABLE
REUSE OLD
FILTER.



ASNU24
CAP



ASNU104
ADAPTER BLOCK



ASNU70
UNIVERSAL HARNESS

NOTES:

SIDE FEED INJECTORS



Use Test Adapter ASNU103
(block holds 6 injectors,
blanking off plugs available
for 4 cylinder models)

Connect Injectors with
ASNU70 Harness

JECS TYPE
NISSAN



ASNU103B
LOWER O-RING



ASNU24
CAP



ASNU103A
UPPER O-RING



ASNU103C
FILTER



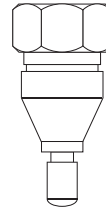
ASNU103E
PINTLE CAP



ASNU103K
ALTERNATIVE FILTER



ASNU103
ADAPTER BLOCK



ASNU103X
BLANKING OFF
PLUG



ASNU70
UNIVERSAL
HARNESS

NOTES:

SIDE FEED INJECTORS



Use Test Adapter ASNU79
(single block)

Use Test Adapter ASNU75
(4 inj. block)

Use Adapter ASNU106
(6 inj. block)

Connect injectors with
ASNU70 Harness

Nissan / Subaru SPI




ASNU106C
Filter



ASNU07
Pintle Cap



ASNU106B
LOWER O-RING



ASNU61A
UPPER O-RING



ASNU24
Cap



ASNU106
6 INJ. BLOCK

NOTES:

SIDE FEED INJECTORS



Use Test Adapter ASNU71
(single injector block includes
custom harness ASNU71H) or
Use Test Adapter ASNU101
(twin injector block includes
custom harness ASNU101H)

GM TBI MAXI



ASNU24
CAP




ASNU60H
ROCHESTER
FILTER




ASNU60J
DUST SEAL



ASNU60G
ROCHESTER
BOTTOM
O-RING



ASNU60E
O-RING



ASNU60F
WASHER



ASNU71
SINGLE INJ. ADAPTER BLOCK



ASNU101
TWIN INJ. ADAPTER BLOCK

NOTES:

Tip for testing - set machine to 'Sequential' mode and set for 4 injectors

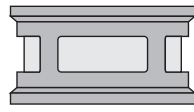
SIDE FEED INJECTORS




Use Test Adapter ASNU72
(single injector block w/harness)

Use Test Adapter ASNU115
(4 injector block w/harness)

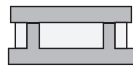
GM TBI 700 MULTEC
DELPHI / ROCHESTER
DAEWOO



ASNU64E
FILTER (UPPER)




ASNU64A
O-RING UPPER
ROCHESTER



ASNU64F
FILTER (LOWER)



ASNU64H
O-RING



ASNU72
ADAPTER BLOCK



ASNU115
4INJ. ADAPTER BLOCK WITH
CUSTOM HARNESS ASNU115H

NOTES:

Tip for testing - set machine to 'Sequential' mode and set for 8 injectors

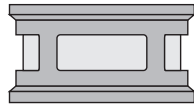
SIDE FEED INJECTORS




Use Test Adapter ASNU72
(single injector block w/harness)

Use Test Adapter ASNU115
(4 injector block w/harness)

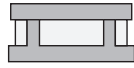
MAGNETI MARELLI
WEBER



ASNU64C
FILTER (UPPER) - WEBER




ASNU64A
O-RING UPPER



ASNU64D
FILTER (LOWER) - WEBER




ASNU64B
O-RING



ASNU72
ADAPTER BLOCK

NOTES:

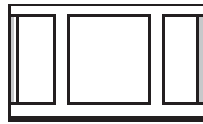
SIDE FEED INJECTORS



ASNU105A
O-RING
(UPPER)



ASNU105B
O-RING
(LOWER)



ASNU105C
FILTER



ASNU25
CAP

Use Test Adapter ASNU105
(block holds 4 injectors)

Connect injectors with
ASNU70 universal harness

NISSAN NAVARA /
PATHFINDER



ASNU105
ADAPTER BLOCK



ASNU70
UNIVERSAL HARNESS

NOTES:

SIDE FEED INJECTORS




Use Test Adapter ASNU78
(block holds 4 injectors
Ford Zetec)

or

Test Adapter ASNU110
(block holds 6 injectors for
Chrysler 3.5L)

Connect injectors with
ASNU70 universal harness

MAZDA / FORD / DENSO



ASNU62A
O-RING
(UPPER)



ASNU14
O-RING
(LOWER)



ASNU78D
FILTER
DENSO




ASNU70
UNIVERSAL HARNESS




ASNU35
PINTLE CAP TWIN HOLE



ASNU26
PINTLE CAP



ASNU78
ADAPTER BLOCK
(Holds 4 Injectors -
Ford Zeta)



ASNU110
ADAPTER BLOCK
(Holds 6 Injectors -
Chrysler 3.5L)

NOTES:


SIDE FEED INJECTORS



Use Test Adapter ASNU 107
(block holds 6 injectors)

Connect injectors with
ASNU70 universal harness

MAZDA/ DENSO



ASNU107A
O-RING
(UPPER)



ASNU14
O-RING
(LOWER)



ASNU70
UNIVERSAL HARNESS



ASNU35
PINTLE CAP TWIN HOLE



ASNU78D
FILTER



ASNU107
ADAPTER BLOCK
(Tests 6 injectors)



ASNU107X
BLANKING OFF PLUG
2 PLUGS REQUIRED
FOR 4 CYLINDER APPLICATIONS

NOTES:

SIDE FEED INJECTORS




Use Test Adapter ASNU78
(block holds 4 injectors
Ford & VW)

or

Test Adapter ASNU110
(block holds 6 injectors for
Chrysler 3.5L)

Connect injectors with
ASNU70 UNIVERSAL HARNESS

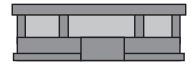
EV8 BOSCH



ASNU62A
O-RING
(UPPER)



ASNU14
O-RING
(LOWER)



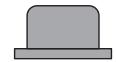
ASNU65C
FILTER




ASNU70
UNIVERSAL HARNESS




ASNU114
MULTIPOINT PIN
TYPE HARNESS



ASNU26
PINTLE CAP



ASNU78
ADAPTER BLOCK
(Holds 4 Injectors -
Ford & VW)



ASNU110
ADAPTER BLOCK
(Holds 6 Injectors -
Chrysler 3.5L)


NOTES:

SIDE FEED INJECTORS


 <p>Use Test Adapter ASNU76 (single block includes custom harness)</p> <p>CHRYSLER TBI (BOSCH)</p>	 <p>ASNU65A O-RING (Upper)</p>	 <p>ASNU65B O-RING (Lower)</p>	 <p>ASNU24 Cap</p>	
	 <p>ASNU65C FILTER (UPPER)</p>	 <p>ASNU65D FILTER (LOWER)</p>	 <p>ASNU65E PINTLE CAP</p>	
	 <p>ASNU76 ADAPTER BLOCK WITH CUSTOM HARNESS</p>			

NOTES:

SIDE FEED INJECTORS



ASNU62A
O-RING
(UPPER)



ASNU62B
O-RING
(LOWER)

Use Test Adapter ASNU73
(single injector block w/harness)

BOSCH
GM TBI 700 MULTEC
DELPHI / ROCHESTER
DAEWOO



ASNU62C
FILTER



ASNU73
ADAPTER BLOCK

NOTES:

SIDE FEED INJECTORS




Use Test Adapter ASNU78
(block holds 4 injectors
Ford Zetec)

or

Test Adapter ASNU110
(block holds 6 injectors for
Chrysler 3.5L)

Connect injectors with ASNU70
universal harness

MAZDA / FORD / SIEMENS



ASNU62A
O-RING
(UPPER)



ASNU14
O-RING
(LOWER)




ASNU78C
FILTER
SIEMENS



ASNU70
UNIVERSAL HARNESS

DO NOT REMOVE METAL
PINTLE CAP



ASNU78
ADAPTER BLOCK
(Holds 4 Injectors -
Ford Zeta)



ASNU110
ADAPTER BLOCK
(Holds 6 Injectors -
Chrysler 3.5L / Jaguar)

NOTES:

SIDE FEED INJECTORS



ASNU112A
UPPER O-RING



ASNU112B
LOWER O-RING


REPLACEMENT FILTER IS UNDER
DEVELOPMENT & CURRENTLY
NOT AVAILABLE

RE-USE OLD FILTER

Use Test Adapter ASNU112
(4 Injector block)

Connect injectors with
ASNU70 universal harness

NISSAN MICRA



ASNU112
4 INJECTOR BLOCK



ASNU70
UNIVERSAL HARNESS

NOTES:

GASOLINE DIRECT INJECTION



Use Test Adapter ASNU 57
(with filter in)

MITSUBISHI
HITACHI - GDI

For testing - remove top
O'Ring and replace with
ASNU 08 x 2 and use
ASNU 57 coupling.



ASNU 234
TOP O RING



ASNU 03
FILTER



INJECTOR ADAPTER
ASNU 57
Test injectors with
filter installed



WIRING HARNESS
ASNU 260
Universal Injector

NOTES:

GASOLINE DIRECT INJECTION



For testing - remove top
O'Ring and replace with
ASNU 08 x 5 and use
ASNU 57 coupling

DENSO GDI



ASNU 67
FILTER










ASNU 57
INJECTOR ADAPTER
Test injectors with
filter installed



ASNU 70P
INJECTOR HARNESS
HIRSCHMANN PLUG








NOTES:

GASOLINE DIRECT INJECTION

 <p>CITROEN / PEUGOT GDI - SIEMENS</p>	 <p>ASNU 262 O-RING (TOP)</p>	<p>Filter not available DO NOT REMOVE</p>
	 <p>ASNU 265 White 3.2mm Teflon Seal</p>	 <p>ASNU 263 SPLIT SPACER</p>
	 <p>ASNU89 ADAPTER PLATE (USE TO HOLD BOTTOM OF INJECTORS IN TEST RAIL)</p>	
	 <p>ASNU 258 INJECTOR ADAPTER</p>	 <p>ASNU 260 WIRING HARNESS Universal Injector</p>








NOTES:

GASOLINE DIRECT INJECTION

	 <p>ASNU 265 White 3.2mm Teflon Seal</p>	 <p>ASNU 03 FILTER</p>	 <p>ASNU 259 TOP 'O' RING 14.5mm</p>
	 <p>ASNU89 ADAPTER PLATE (USE TO HOLD BOTTOM OF INJECTORS IN TEST RAIL)</p>		
<p>Use Test Adapter ASNU 57 with filter HDEV1 FORD - GDI BOSCH</p>	 <p>INJECTOR ADAPTER ASNU 57 Test injectors with filter installed</p>	 <p>WIRING HARNESS ASNU 260 Universal Injector</p>	

NOTES:

GASOLINE DIRECT INJECTION

 <p>Use Test Adapter ASNU57 with filter</p> <p>HDEV1</p> <p>VW - GDI BOSCH</p>	 <p>ASNU 265 White 3.2mm Teflon Seal</p>	 <p>ASNU 03 FILTER</p>	 <p>ASNU 259 TOP 'O' RING 14.5mm</p>
	 <p>ASNU89 ADAPTER PLATE (USE TO HOLD BOTTOM OF INJECTORS IN TEST RAIL)</p>		
	 <p>INJECTOR ADAPTER ASNU 57 Test injectors with filter installed</p>	 <p>WIRING HARNESS ASNU 260 Universal Injector</p>	

NOTES:

GASOLINE DIRECT INJECTION




ASNU89
ADAPTER PLATE
(USE TO HOLD BOTTOM OF INJECTORS IN TEST RAIL)

FILTER CANNOT BE
REPLACED
DO NOT REMOVE

Use Test Adapter ASNU 268
with filter

HDEV6



INJECTOR ADAPTER
ASNU 268
Test injectors with
filter installed



WIRING HARNESS
ASNU 260
Universal Injector

NOTES:

GASOLINE DIRECT INJECTION



Use Test Adapter ASNU 57
with filter

HDEV1

VW AUDI - GDI
BOSCH



ASNU259
TOP 'O' RING 14.5mm



ASNU 03
FILTER



ASNU 265
White 3.2mm Teflon Seal



ASNU283
SPLIT SPACER



ASNU89
ADAPTER PLATE
(USE TO HOLD BOTTOM OF INJECTORS IN TEST RAIL)











INJECTOR ADAPTER
ASNU 57
Test injectors with
filter installed



WIRING HARNESS
ASNU 260
Universal Injector









NOTES:

GASOLINE DIRECT INJECTION

	 <p>ASNU66 or ASNU66W Filter</p>	 <p>ASNU271 TOP 'O' RING 13mm</p>	
	 <p>ASNU 265 White 3.2mm Teflon Seal</p>	 <p>ASNU 283B SPLIT SPACER</p>	
	 <p>ASNU89 ADAPTER PLATE (USE TO HOLD BOTTOM OF INJECTORS IN TEST RAIL)</p>		
	<p>Use Test Adapter ASNU 268 with filter</p> <p>HDEV5</p>	 <p>INJECTOR ADAPTER ASNU 268 Test injectors with filter installed</p>	 <p>ASNU 70P WIRING HARNESS Hirschmann Plug</p>








NOTES:

GASOLINE DIRECT INJECTION

 <p>Use Test Adapter ASNU 268 with filter</p> <p>HDEV5</p>	 <p>ASNU66 or ASNU66W Filter</p>	 <p>ASNU271 TOP 'O' RING 13mm</p>	
	 <p>ASNU 265B Black 2.8mm Teflon Seal (2 required)</p>	 <p>ASNU 283B SPLIT SPACER</p>	
	 <p>ASNU89 ADAPTER PLATE (USE TO HOLD BOTTOM OF INJECTORS IN TEST RAIL)</p>		
	 <p>INJECTOR ADAPTER ASNU 268 Test injectors with filter installed</p>	 <p>ASNU 260 WIRING HARNESS Universal</p>	

NOTES:

GASOLINE DIRECT INJECTION

 <p>WARNING, DO NOT REMOVE FILTER.</p> <p>NOT REPLACEABLE</p> <p>Use Test Adapter ASNU268</p> <p>HDEV5 VW - GDI BOSCH</p>	 <p>ASNU283B SPLIT SPACER</p>	 <p>ASNU 265 White 3.2mm Teflon Seal</p>
 <p>ASNU271 TOP 'O' RING 13mm</p>	 <p>ASNU122 DUAL FITMENT GDI FUEL RAIL</p>	
 <p>INJECTOR ADAPTER ASNU 268 Test injectors with filter installed</p>	 <p>WIRING HARNESS ASNU 260 Universal Injector</p>	

NOTES:

GASOLINE DIRECT INJECTION



BMW - GDI
BOSCH




ASNU 265A
Black 3.4mm Graphite Seal



ASNU 121
INJECTOR ADAPTER
Test injectors installed



ASNU 70P
INJECTOR HARNESS
Hirschmann Plug




ASNU 180
BOSCH RAIL

NOTES:

GASOLINE DIRECT INJECTION



SIEMENS
PORSCHE - GDI




ASNU 265
White 3.2mm Teflon Seal



ASNU 121
INJECTOR ADAPTER
Test injectors installed



ASNU 70
UNIVERSAL HARNESS



ASNU 180
BOSCH RAIL

NOTES:

GASOLINE DIRECT INJECTION

 <p>SIEMENS PORSCHE - GDI</p>	 <p>ASNU 265 White 3.2mm Teflon Seal</p>	 <p>ASNU 259 Top O-Ring</p>
	 <p>ASNU 70 UNIVERSAL HARNESS</p>	 <p>ASNU 283 SPLIT SPACER</p>

NOTES:

GASOLINE DIRECT INJECTION

 <p>DENSO GDI</p>	 <p>ASNU 232 O-RING</p>	 <p>ASNU 67 FILTER</p>
	 <p>ASNU 123 INJECTOR ADAPTER (If adapter coupling is unavailable, remove top o-ring and replace with 2 x ASNU08 to test)</p>	 <p>ASNU 260 WIRING HARNESS Universal Injector</p>

NOTES:

GASOLINE DIRECT INJECTION

 <p>MARELLI VW GDI</p>	 <p>ASNU 265 White 3.2mm Teflon Seal</p>	 <p>ASNU 259 Top O-Ring</p>
	 <p>ASNU 70 UNIVERSAL HARNESS</p>	 <p>ASNU 283 SPLIT SPACER</p>

NOTES:

DO NOT TRY TO REMOVE THE FILTER ON THESE

GASOLINE DIRECT INJECTION






 <p>DENSO GDI</p>	 <p>ASNU 232 O-RING</p>	 <p>ASNU 67 FILTER</p>
	 <p>ASNU 123 INJECTOR ADAPTER (If adapter coupling is unavailable, remove top o-ring and replace with 2 x ASNU08 to test)</p>	 <p>ASNU 260 WIRING HARNESS Universal Injector</p>

NOTES:

Lower seals currently unavailable through ASNU.

Only available through main dealer

GASOLINE DIRECT INJECTION


 <p>ASNU 181 Extension Bolts</p> <p>USE ASNU181 EXTENSION BOLTS WITH LONG INJECTORS</p> <p>USE TEST ADAPTER ASNU258</p> <p>Delphi GDI For GM/Hyundai/Kia</p>	 <p>ASNU 258 Adaptor</p>	 <p>ASNU 03 Filter Basket</p>
 <p>ASNU 265B Black 2.8 mm Graphite Seal (2 required)</p>	 <p>WIRING HARNESS ASNU 260 Universal Injector</p>	

NOTES:

GASOLINE DIRECT INJECTION



BMW GDI (B38)
BOSCH



ASNU 122
Fuel Rail



ASNU 231B
Injector Adaptor



ASNU 265A
Black 3.4mm Graphite Seal



ASNU 70P
INJECTOR HARNESS
Hirschmann Plug



NOTES:

GASOLINE DIRECT INJECTION



BOSCH GDI
HYUNDAI/KIA



ASNU271
TOP 'O' RING 13mm




INJECTOR ADAPTER
ASNU 268



ASNU 283B
SPLIT WASHER



ASNU 265A
Black 3.4mm Graphite Seal



ASNU 70KA
Harness Adapter Hyundai/Kia GDI
Use with ASNU 70 Harness






NOTES:

GASOLINE DIRECT INJECTION

 <p>GM GDI</p>	 <p>ASNU 262 TOP O-RING</p>	 <p>ASNU 263 SPLIT SPACER</p>
	 <p>ASNU 03 Filter Basket</p>	 <p>ASNU 265A BLACK 3.4mm GRAPHITE SEAL</p>
	 <p>ASNU 258 ADAPTER</p>	 <p>ASNU 260 UNIVERSAL WIRING HARNESS</p>

NOTES:

GASOLINE DIRECT INJECTION

 <p>GM GDI</p>	 <p>ASNU 262 TOP O-RING</p>	 <p>ASNU 263 SPLIT SPACER</p>
	 <p>ASNU 265B BLACK 2.8mm GRAPHITE SEAL</p>	 <p>ASNU 258 ADAPTER</p>
	 <p>ASNU 70 UNIVERSAL HARNESS</p>	 <p>ASNU 122 FUEL RAIL</p>

NOTES:

GASOLINE DIRECT INJECTION



NISSAN GDI



ASNU 271
TOP O-RING 13MM



ASNU 283B
SPLIT SPACER



ASNU 265B
BLACK 2.8MM GRAPHITE SEAL



ASNU 268
ADAPTER



ASNU 70P
INJECTOR HARNESS
HIRSCHMANN PLUG



ASNU 122
FUEL RAIL

NOTES:

GASOLINE DIRECT INJECTION



NISSAN
QASHQAI GDI



ASNU 271
TOP O-RING 13MM



ASNU 283B
SPLIT SPACER



ASNU 265A
BLACK 2.8MM
GRAPHITE SEAL



ASNU 268
ADAPTER



ASNU 07
PINTLE CAP



ASNU 70
UNIVERSAL
INJECTOR HARNESS



ASNU 122
FUEL RAIL

NOTES:

- 1) DO NOT ATTEMPT TO REMOVE THE TOP FILTER - This should not be replaced.
- 2) When fitting the 265A seal, ensure it is fitted upside down, with the leading edge facing to the top of the injector to ensure the correct fitment. We also recommend fitting ASNU07 over the end to keep the seal tight until the injector is refitted to the engine.

GASOLINE DIRECT INJECTION



OPTIMAX - MERCURY
MARINE ENGINE



ASNU 248
Service Kit



ASNU 68
INJECTOR ADAPTER COUPLING KIT

NOTES:

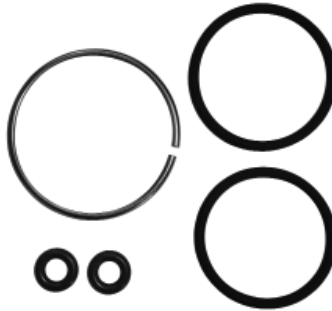
GASOLINE DIRECT INJECTION



FICHT INJECTOR



E-TEC INJECTOR



ASNU 185SK
Seal Kit for E-TEC

CLEAN & TEST THE INJECTORS USING THE ASNU 2 STROKE GDI BOX & FOLLOW THE INSTRUCTIONS SUPPLIED

NOTES:




FICHT & E-TEC INJECTORS CAN ONLY BE SERVICED AND CHECKED USING THE ASNU 2 STROKE GDI ADAPTOR BOX IN CONJUNCTION WITH AN ASNU CLASSIC GDI OR ASNU GDI ADAPTOR BOX AND ASNU CLASSIC.

PIEZO INJECTORS



**SIEMENS
PIEZO GDI**
BMW
Gasoline Direct
Injection



ASNU120
FUEL RAIL FOR
SIEMENS PIEZO INJECTORS



ASNU 121
INJECTOR TO FUEL RAIL
COUPLING FOR
SIEMENS PIEZO INJECTORS



ASNU265
WHITE 3.2mm
TEFLON SEAL



ASNU 265A
BLACK 3.4mm
GRAPHITE SEAL

PIEZO ADAPTER BOX
CHOICE OF THREE COLOURS

THE ABOVE RAIL, COUPLINGS & WIRING ARE PART OF
THE STARTER KIT SUPPLIED WITH THE ASNU PIEZO
ADAPTER BOX




ASNU124
PIEZO INJECTOR WIRING HARNESS




TECHNICAL NOTES:

FOR TECHNICAL ASSISTANCE, PLEASE CALL:
UK (44) (0)208 420 4494 OR EMAIL: enquiries@asnu.com


PIEZO INJECTORS



**BOSCH
PIEZO GDI**
MERCEDES
Gasoline Direct
Injection



ASNU 122
FUEL RAIL FOR
BOSCH PIEZO INJECTORS



ASNU 123
INJECTOR TO FUEL RAIL
COUPLING FOR
BOSCH PIEZO INJECTORS



ASNU265
WHITE 3.2mm TEFLON SEAL



ASNU123B
TOP O-RING

PIEZO ADAPTER BOX
CHOICE OF THREE COLOURS

THE ABOVE RAIL, COUPLINGS & WIRING ARE
PART OF THE STARTER KIT SUPPLIED WITH THE
ASNU PIEZO ADAPTER BOX



ASNU124
PIEZO INJECTOR WIRING HARNESS



TECHNICAL NOTES:

FOR TECHNICAL ASSISTANCE, PLEASE CALL:
UK (44) (0)208 420 4494 OR EMAIL: enquiries@asnu.com

PIEZO


PETROL/GASOLINE




SIEMENS



BOSCH



ASNU I20



ASNU I22



ASNU I24



PIEZO GDI ADAPTER BOX


ASNU PIEZO

Diagnosing Injector Performance

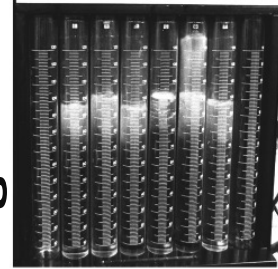

Piezo injector is the current system of choice of major executive vehicle manufacturers. Piezo injectors can respond so quickly that they can allow the vehicle to run at incredible air/fuel ratios of up to 60:1 in some engines. Compared to standard vehicles running at 14:1 air/fuel ratios, this means the minimum amount of fuel is used and the exhaust emissions are virtually non-existent, while still maintaining excellent drivability and performance. As you can imagine, the performance of these injections is critical, maintenance should **not** be an option, it should be **mandatory**.

How often do you check your Piezo injectors?

Piezo injections offer performance, driveability, economy and the ultimate in exhaust emissions.




How do
you
test your
Piezo injectors?



Equipment Included in Piezo Adapter Box



Bosch Fuel Rail



Siemens Fuel Rail



Injector Harness



Siemens Coupling (QTY 6)



Siemens Coupling (QTY 6)



Connection Harness

Special Features

In conjunction with a world leading vehicle manufacturer, ASNU have created this purpose built adapter box.

- ◆ Easy to use test functions using the latest Piezo technology
- ◆ Easy connections to Classic GDi Machine or GDi adapter Box.
- ◆ Universal fittings for Piezo type injectors
- ◆ Dimensions: 300mm x 190mm x 220mm in a robust metal casing.

ASNUTM = *good as new...*

ASNU Corporation Europe Ltd
65-67 Glencoe Road,
Bushey, Herts
WD23 3DP (UK)
Tel: (+44) 2084204494
Email: enquiries@asnu.com
www.asnu.com

DISTRIBUTOR



GDI Adapter Box



The ASNU GDI Adapter Box is designed to work with all ASNU produced machines.

The GDI systems operate in SEQUENTIAL mode; firing fuel to each injector in turn directly in to the combustion chamber, as opposed to the conventional SIMULTANEOUS mode as used in most manifold injection systems.

The ASNU GDI Adapter Box is designed to work with all currently produced injectors. As the Gasoline engine develops into the GDI production, ASNU will work to maintain the system with updates as the new systems are introduced.

To enable the user to analyse the fuel spray pattern easier and measure the fuel flow rate more accurately, the ASNU GDI Adapter Box has a specific range of settings that will enable the user to check the injectors electronic operation, clearly see the injectors spray pattern form and accurately measure the injector delivery flow rates.

GDI Adapter Box Features



- Suitable For All Types GDI Injectors
- 18 Various M/S & RPM Test Settings
- Simulates on-car Spray Patterns & Flow Rates
- Tests Up To 8 GDI/FSI Injectors at one time
- Suitable for Standard Manifold Injectors
- Sequential Injector Firing Operation
- Single Injector Selection During Multi Injector Operation
- Injector Inductance Test - Checking Injector Electro Magnetic Circuit
- Injector Leak Down Test
- Ultrasonic Injector Cleaning Cycle
- 12 Language Selection Screen
- Easy to Read LCD Screen
- Membrane Key Pad
- Updates Old ASNU Machine To Latest Specification
- Use with Any ASNU System
- Power Supply - AC Input 90 - 264 V



2 STROKE GDI MARINE ADAPTER BOX



The 2SGDI system has been produced to drive Evinrude and Ficht Direct Injectors with an ASNU Classic GDI machine



Ficht & ETEC Injector Applications:

- Marine (Evinrude, Johnson outboards and Sea Doo jet skis)
- Snow (Ski doo, and Polaris snowmobiles)
- Land (Polaris and Bombardier ATV products)

2 Stroke GDI Box Benefits:

- Run Ficht and ETEC injectors using any ASNU Classic GDI machine / GDI Box
- Recover seized injectors.
- Clean fouled injectors
- Leak test injectors
- Dynamic flow test injectors (pulsing)
- View spray patterns



Injector Driver Technical details:

- Automatic detection of Ficht or ETEC injector connection
 - High voltage drive
 - Uni-directional high current drive (Ficht)
 - Bi-directional high current drive (E-TEC)
- 100 – 5000 injections per minute pulsing range
- 96 – 264Vac 50/60Hz electrical supply range


2 Stroke GDI Box Kit Contents:



ASNU 2SGDI
Driver Box



ASNU 147
Mains power lead




ASNU 185D
Ficht & E-TEC Mounting Frame



ASNU 185PH
Pintle Holder




ASNU 185Ficht
Injector Fuel Connection & Blanking plug for Ficht



ASNU 185ETEC
Injector Fuel Connection & Blanking plug for E-TEC



ASNU 185T
Cleaning Tray



ASNU 150M
Display Window



ASNU 185F
Injector Harness for Ficht



ASNU 185E3
Injector Harness for E-TEC 3-Pin



ASNU 185E2
Injector Harness for E-TEC 2-Pin



ASNU 125
Adapter box to ASNU connection cable



ASNU 185SK
E-TEC Seal Kit

In addition to the supplied contents, you will also require:



ASNU Classic GDI /
GDI Box



ASNU 266EXT
Injector Extraction Tool



ASNU 42
Flowrite




ASNU 41
Bioclean


ASNU Corporation Europe Ltd
 65-67 Glencoe Road, Bushey, Hertfordshire, WD23 3DP
 Tel: +44 (0) 208 4204494 Email: enquiries@asnu.com, Web: www.asnu.com

ASNU GDI Extractor Tool

Part No: ASNU266EXT





The ASNU GDI Injector Extractor tool has been designed by ASNU for the safe removal of tight fitting or inaccessible GDI injectors. This tool will be an essential, valuable and welcome addition to the tool range of any technician involved with the removal of GDI Injectors.



The GDI Injectors are built to a one micron tolerance; possibly the finest tolerance of any mechanical part on the engine.




Removing these injectors without the correct tool can possibly alter the seating of the pintle shaft of the injector, which can cause leaking or "sticking" problems for the valves pintle or it can even break the pintle ball off the end of the shaft. Any of these issues will render the injector as scrap and will require a new one. Hopefully the issue will be identified BEFORE it's fitted back in to the engine, where if not, it could cause untold damage to the engine's combustion chamber.



ASNU has tested and serviced more GDI injectors than anyone else in the world and have seen injectors damaged beyond recognition by "Technicians" struggling to remove GDI injectors without the correct tools. The kit in its basic format will safely grip all gasoline solenoid injectors in the grooves designed for extraction purposes.




Broken off connector plug (should look like the injector to the right) due to incorrect removal.



Damaged injectors from using vice grips/pry bar to remove injectors & damaging the outer casing



There is also an optional extra designed for extracting the BMW Piezo Injectors (ASNU 266BMW) As the injectors connecting pipe is offset, it is very easy for technicians to try and remove these injectors, pulling them out at the wrong angle and damaging them without the use of the ASNU tool.



ACCESSORIES & SPARES




ASNU41C
BIO-CLEAN ULTRASONIC
CLEANING FLUID
CONCENTRATE
1 LITRE BOTTLE



ASNU41
BIO-CLEAN ULTRASONIC
CLEANING FLUID PRE-MIX
5 LITRE BOTTLE




ASNU42
FLOW-RITE
CALIBRATION FLUID
5 LITRE BOTTLE



ASNU44
ADAPTER COUPLING EXTRA
LONG FOR SHORT INJECTORS
WITH 14.5MM O-RING



ASNU45
ADAPTER COUPLING EXTRA
LONG FOR JAPANESE
INJECTORS WITH 11MM O-RING



ASNU47
8MM FEMALE
ADAPTER COUPLING
FOR 8MM MALE COLD START
INJECTOR



ASNU48
10MM MALE
ADAPTER COUPLING
FOR 10MM FEMALE
COLD START INJECTOR



ASNU49
ADAPTER COUPLING
COLD START INJECTOR
HOSE TYPE (12-13MM)



ASNU50
10MM FEMALE
ADAPTER COUPLING
FOR 10MM MALE
COLD START INJECTOR

ACCESSORIES & SPARES



ASNU54
8MM MALE
ADAPTER COUPLING
FOR 10MM FEMALE
CIS (K-JET)




ASNU55
12MM FEMALE
ADAPTER COUPLING
FOR 12MM MALE
CIS (K-JET)



ASNU57
ADAPTER COUPLING
BOSCH, LUCAS, WEBER,
MARELLI, SIEMENS
TESTS INJECTORS
WITHOUT REMOVING
INLET FILTER



ASNU58
ADAPTER COUPLING
TESTS MULTIPOST
INJECTORS WITH FUEL
HOSE INSTALLED



ASNU59
ADAPTER COUPLING
SLIM TYPE DENSO
TESTS INJECTORS
WITHOUT REMOVING
INLET FILTER



ASNU68
ADAPTER COUPLING KIT
MERCURY MARINE
OPTIMAX GDI INJECTOR



ASNU70
UNIVERSAL HARNESS
CONNECTS MOST
MULTIPOST INJECTORS

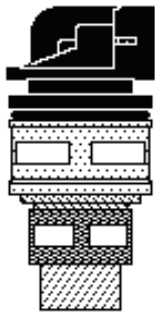


ASNU70P
INJECTOR HARNESS
HIRSCHMANN FITMENT

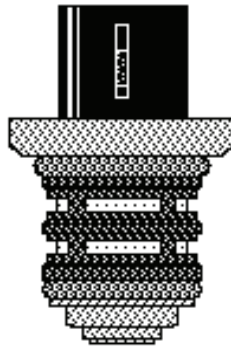



ASNU71
ADAPTER BLOCK
GM TBI MAXI
WITH CUSTOM HARNESS
(single block - use ASNU101
for double block)

ACCESSORIES & SPARES



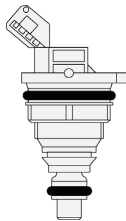

ASNU72
ADAPTER BLOCK
GM TBI MULTEC
WITH CUSTOM HARNESS
 (single block - use ASNU115
 for Quad Block)



ASNU73
ADAPTER BLOCK
FORD CFI - HOLLEY SPI
CHRYSLER & BOSCH
WITH CUSTOM HARNESS
 (single block - use
 ASNU113 for twin block)



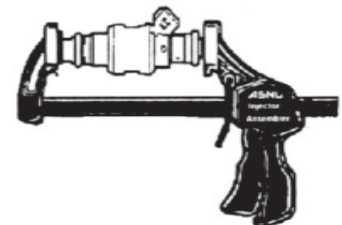
ASNU76
ADAPTER BLOCK
BOSCH SPI
 (Tests 1 injector)



ASNU78
ADAPTER BLOCK
FORD ZETA MPI/SPI
(BOSCH / WEBER /
SIEMENS / DENSO)
 (Tests 4 injectors)



ASNU81
CUSTOM NYLON COVER
FOR ASNU MACHINE



ASNU84
PINTLE CAP & FILTER
ASSEMBLY TOOL

ACCESSORIES & SPARES




ASNU85
BOSCH EV1 PINTLE CAP
REMOVAL TOOL
GUN TYPE



ASNU86
FILTER BASKET
REMOVAL TOOL



ASNU87
CUSTOM FIT
RUBBER BENCH MAT



ASNU89
WEBER / SIEMENS
TOP FEED MULTIPOINT
"MINI PECO INJECTOR"
ADAPTER PLATE
twin pack




ASNU92
INJECTOR SERVICE
REPORT PAD
50 SELF CARBON
(ENGLISH ONLY)



ASNU95
PERSPEX CLEANING
TRAY FOR K-JETRONIC
INJECTORS




ASNU97
SIDE FEED INJECTOR
CLEANING TRAY
(SHALLOW)




ASNU99
Mini Peco S/S Injector Cleaning Tray


ACCESSORIES & SPARES




ASNU101
ADAPTER BLOCK
GM TBI MAXI
(Tests 2 injectors, includes
custom harness)




ASNU103
ADAPTER BLOCK
NISSAN JECS
(Tests 6 injectors)




ASNU104
ADAPTER BLOCK
TOYOTA JECS MPI
PREVIA / TARAGO
(Tests 6 injectors)



ASNU105
ADAPTER BLOCK
NISSAN PATHFINDER /
NAVARA
(Tests 4 injectors)



ASNU106
ADAPTER BLOCK
NISSAN / SUBARU SPI
(Tests 6 injectors)

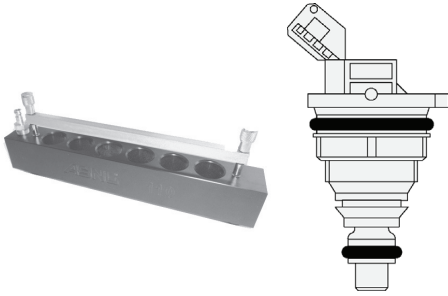


ASNU107
ADAPTER BLOCK
MAZDA DENSO
(Tests 6 injectors)




ASNU109
ADAPTER KIT
GM VORTEC 4.3L & 5.7L
LATE VERSION
(Includes ASNU109H
Harness & Cleaning Tray)

ACCESSORIES & SPARES




ASNU110
ADAPTER BLOCK
FORD ZETA / SIEMENS
CHRYSLER 3.5L
(Tests 6 injectors)





ASNU112
ADAPTER BLOCK
NISSAN MICRA JECS
(Tests 4 injectors)



ASNU114
CUSTOM HARNESS
ROUND PIN TYPE
CONNECTORS
(Tests up to 8 injectors)




ASNU115
ADAPTER BLOCK GM TBI MULTEC 700
(Tests 4 injectors, includes custom harness)



ASNU116
CUSTOM HARNESS FOR 8 DELPHI
INJECTORS & 8 ROCHESTER TBI 700
MULTEC INJECTORS

ACCESSORIES & SPARES



ASNU150
FLOW DISPLAY
WINDOW



ASNU151
CALIBRATION FLUID
TANK COVER




ASNU152
GLASS MEASURING
CYLINDER - MM



ASNU153
ULTRASONIC BATH
INJECTOR CRADLE



ASNU154
CALIBRATION FLUID
IN-LINE FILTER



ASNU155
FUEL PUMP
FILTER



ASNU156
BRASS FUEL TEST
RAIL ASSEMBLY
(includes 8 capping off nuts)



ASNU258
GM/Hyundai/Kia Adapter



ASNU266
Seal Compression Tool
For use with ASNU 265/265A as shown
ASNU266X
Seal Fitting Cone (on its own)

ACCESSORIES & SPARES



**ASNU708
BACKLIGHT KIT**
(Add light to view Spray Patterns on
older style ASNU machines)

MISC. O-RINGS




ASNU52
Lower for
ASNU51 Coupling



ASNU53
Upper for ASNU51,
fits ASNU156 Test Rail
& ASNU54 K-Jet Coupling



ASNU157
FITS CAPPING
OFF NUT



ASNU71A
Fits Adapter Blocks
ASNU71
& ASNU101



ASNU404
O-Ring
Measuring Cylinder
Couplings - Upper
(Hitech Machine)



ASNU405
O-Ring
Measuring Cylinder
Couplings - Lower
(Hitech Machine)



ASNU417
O-Ring
Measuring Cylinder
Couplings - Upper
(ASNU Machine)



ASNU419
O-Ring
Measuring Cylinder
Couplings - Lower
(ASNU Machine)



ASNU418
Spacer
Bottom of Cylinder
to Rack
(ASNU Machine)

ACCESSORIES & SPARES

ASNU FILTERS

Brass Ring Size

6mm

5.5mm

6mm

6mm

6.5mm



Material & Filter length including Brass Ring

Plastic
6mm

Plastic
8mm

Plastic
10mm

Wire
10mm

Plastic
13mm

ASNU PART NUMBER

ASNU 02

ASNU 02A

ASNU 03

ASNU 03W

ASNU 04

Brass / Metal / Plastic Ring Size

7mm

10.4mm

4.1mm

4.6mm

4.7mm



Material & Filter length including Brass Ring

7.3mm

13mm

18mm

11.8mm

14.9mm

ASNU PART NUMBER

ASNU 03SS7

ASNU 30F

ASNU 66

ASNU 66W

ASNU 67



WARRANTY DISCLAIMER



Although the information contained within this catalog is believed to be reliable, no warranty (expressed or implied) can be made as to its accuracy or completeness, nor is any responsibility assumed by the seller of the ASNU DIAGNOSTIC TEST BENCH & ULTRASONIC FUEL INJECTOR CLEANER or anyone connected with it for loss or damages suffered through reliance on any information contained in this catalog.

SPECIFICALLY, NO WARRANTY OF MERCHANTABILITY, FITNESS FOR A PARTICULAR PURPOSE OR ANY OTHER WARRANTY IS MADE OR TO BE IMPLIED WITH RESPECT TO THIS CATALOG AND ITS CONTENTS. IN NO EVENT WILL SELLER BE LIABLE FOR ANY DAMAGES, DIRECT OR INDIRECT, CONSEQUENTIAL OR COMPENSATORY, INCLUDING, WITHOUT LIMITATION, LOST PROFITS, FOR ANY REPRESENTATIONS, BREACHES OR DEFAULTS ARISING OUT OF THE USE OF THIS CATALOG.

Customer agrees to indemnify seller and hold it harmless against all claims and damages, including without limitation, reasonable attorney's fees arising from the use of this catalog, unless such claims or damages result from the infringement of any copyright or other proprietary right of any third party.

TECHNICAL INFORMATION

Due to the wide design variety of injectors between different manufacturers, we strive to maintain the information in this catalog up to date.


We welcome recommendations and comments regarding the ASNU machine functionality, maintenance, and pictures or samples of injectors that require study & adapter development that do not appear in this catalog.

Please e-mail: enquiries@asnu.com

Please visit our web site: www.asnu.com

NOTES

NOTES



ASNU Corporation Europe Ltd
Tel: +44 (0) 208 420 4494
E-mail: orders@asnu.com Web: www.asnu.com